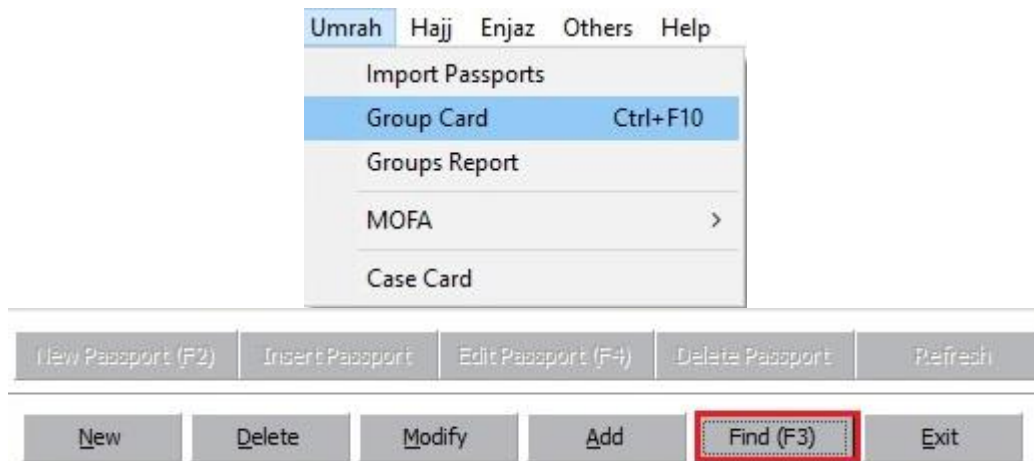


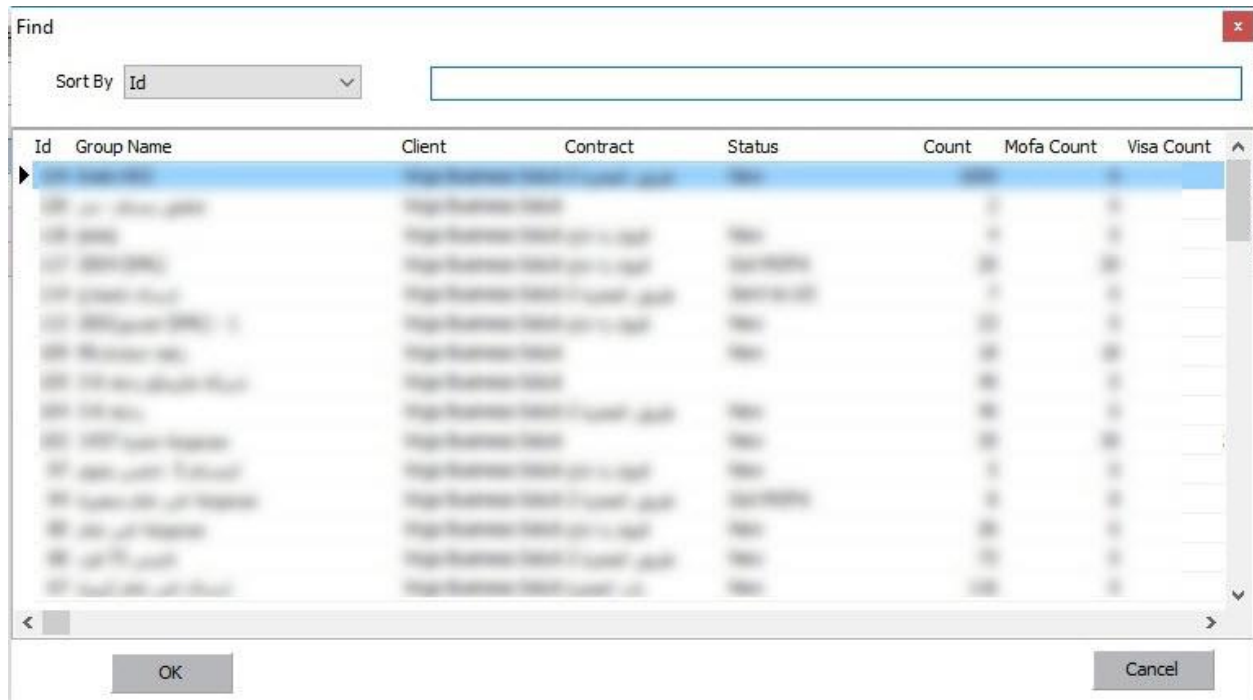


Clear MOFA

Virgo Offline allows to remove MOFA numbers (Application number) for any passport or group if there's a need to get new MOFA numbers for that group.

Open group window and search for the group





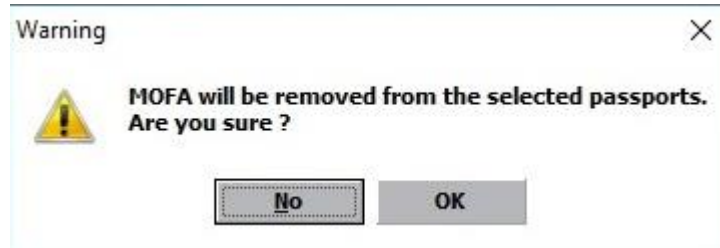
Select passports you want to remove their MOFA by using check boxes

Choose from upper menu (MOFA > Clear MOFA)



Message box will ask for confirm

“MOFA will be removed for selected passports, Are you sure?”



After choosing OK, the group will show without MOFA and E-Numbers

Umrah Group

File View Passport MOFA Import Export Print

Client: Virgo Business Solution R Contract: [] Date: 27/03/2016 Ps []

Group Name: 65 [] Group Status: New UASP Group: 0

Notes: [] Invoice: 0

Import Offline file Export to Offline Import MOFA Send To UASP Operations

Data	Contents	Print Options	Passport Number	AFull	Nationalit	Birth	Expiry	Education	Occupatio	Mahram	National	UASP ID	Mofa	E-Number	Border	Visa	Client
1	<input checked="" type="checkbox"/>		[]	[]	[]	[]	[]	[]	[]	[]	[]	[]	[]	[]	[]	[]	[]
2	<input checked="" type="checkbox"/>		[]	[]	[]	[]	[]	[]	[]	[]	[]	[]	[]	[]	[]	[]	[]
3	<input checked="" type="checkbox"/>		[]	[]	[]	[]	[]	[]	[]	[]	[]	[]	[]	[]	[]	[]	[]
4	<input checked="" type="checkbox"/>		[]	[]	[]	[]	[]	[]	[]	[]	[]	[]	[]	[]	[]	[]	[]

For more Information and Inquiries Please Contact

Turkey

Main Office Çekmeköy 34782 İstanbul, Turkey

+90 216 641 11 16
+90 541 978 40 44

Egypt

31 El Naser Street, New Maddi, Cairo, Egypt

+20 2 2517 4579 +20 2 2517 4578
+20 10 1212 1146 +20 10 1212 2321